















Selection guide

Shrink-Kon® - Heat shrink technologies

Product type	General description	Typical application
 PLG/ PLG in HSB Boxes	Multipurpose tube in flexible polyolefin	General purpose, flexible heat shrink tubing for the protection, insulation and bundling of cables
 CMP	Multipurpose tube in flexible polyolefin-Dual listed	Typical applications are mechanical and electrical insulation, corrosion protection, bundling, mechanical protection and much more
 MLP	Multipurpose tube in flexible polyolefin-Dual listed	Typical applications are insulation, corrosion protection, component strain relief and connections in applications requiring the highest specifications (e.g. aeronautical and military)
 GYS/ GYS in HSB Boxes	Striped green and yellow, flexible polyolefin	For identifying and marking earthing connectors and cables
 PIG/ PIG in HSB Boxes	Very flexible polyolefin, high shrink ratio	For highly contoured components with large diameter variations. Green and yellow for earthing applications
 PKG/ PKG in HSB Boxes	Flexible polyolefin, High shrink ratio, adhesive bonds to plastics, rubber, neoprene, steel and polyethylene	Adhesive-lined heat shrink tubing ideal for a moisture-resistant insulation
 KYN	High specifications, semi-rigid Kynar®* heat shrink tubing with excellent mechanical and electrical insulation performance	Ideal for specific applications where mechanical and chemical protection are required. Enables see through inspections
 VIT	High flexibility Viton®** fluoroelastomer for enhanced protection in extreme electrical, chemical and thermal environments	Its specificity make it the product of choice for heavy-duty conditions e.g. sensors in vehicle engine compartments
 TBM	Medium heat shrink tubing ideal for the protection of cable joints and terminations in low voltage power applications	For a variety of low voltage applications where lighter weight and greater flexibility are important
 TBW	Thick wall heat shrink ideal for underground low voltage power applications and terminations	This heavy wall product provides maximum reliability for insulating and protecting cable joints
 VMS (Low voltage kits)	Medium and heavy wall cable jointing kit for polymeric insulated cables	Low voltage jointing applications
 TEB	Medium and heavy wall adhesive lined heat shrink cable breakouts	To insulate and seal low voltage cable
 TEC	Medium and heavy wall adhesive lined heat shrink end caps	To seal and protect cable-ends against the ingress of moisture and contamination
 TBTA-ZH (Self amalgamating tape)	Self-amalgamating tape which provides a thick insulating layer	Flawless electrical stability and for long term resistance to moisture penetration

* Kynar® is a registered trademark of ATOFINA

** Viton® is a registered trademark of DuPont de Nemours

*** except transparent version

Characteristics	Shrink ratio	Temperature range	Flame rating	Certification(s)
Single wall	2:1	-55°C to +135°C	Flame retardant***	
Single wall	2:1	-55°C to +135°C	Flame retardant***	UL, CSA
Single wall	2:1	-55°C to +135°C	Flame retardant***	UL, CSA, MIL
Single wall	2:1	-55°C to +135°C	Flame retardant	MIL
Single wall	3:1	-55°C to +135°C	Flame retardant***	MIL
Dual wall	3:1 and 4:1	-55°C to +110°C (outer jacket)	Flame retardant***	
Non polyolefin: crosslinked polyvinylidene fluoride (Kynar®*)	2:1	-55°C to +175°C	High flame retardancy	MIL
Non polyolefin: crosslinked fluoroelastomer (Viton®**)	2:1	-55°C to +220°C	High flame retardancy	MIL
Medium wall	3:1	-55°C to +110°C	Non Flame retardant	
Thick wall	3:1	-55°C to +110°C	Non Flame retardant	
Medium and thick wall	3:1	-55°C to +110°C	Non Flame retardant	
Medium and thick wall	>2:1	-55°C to +100°C	Non Flame retardant	
Medium and thick wall	>2:1	-55°C to +100°C	Non Flame retardant	
EPR based tape	1:3	-55°C to +105°C	Flame retardant	

Product reference structure

Shrink-Kon® - Thin wall heat shrink tubing

Product Reference:

Expanded diameter as supplied in
thousandths of an inch

XXXX

PLG

1000

0

A

Type of heat shrink

PLG = flexible
 CMP = Dual listed
 MLP = flexible for high specifications
 GYS = flexible green and yellow
 PIG = very flexible for highly contoured components
 PKG = flexible for moist environments
 KYN = semi-rigid transparent
 VIT = highly flexible, flame retardant

Colour

0 = black (standard)
 1 = brown
 2 = red
 3 = orange
 4 = yellow
 5 = green
 6 = blue
 7 = purple
 8 = grey
 9 = white
 C = transparent
 E = green / yellow

See product page for colour availability

Packaging type*

A = 1,22 m cut lengths
 B = reels
 BG = reels
 C = 0,6 m cut lengths
 D = box
 E = mini-reels

* Not necessary for PLG-HSB boxes

Type PLG - HSB boxes

Shrink-Kon® - Thin wall heat shrink tubing

Characteristics

- PLG heat shrink tubing in a compact, handy sized box used for electrical maintenance and repair
- Convenient amount of heat shrink, for small users
- Offered in 10 sizes to cover a heat shrink range from Ø 1.2 mm to Ø 25.4 mm
- Stackable boxes for easy storage
- Flexible, rapid shrinkage, non-melting for effective electrical insulation
- Flame retardant
- Available colours: see below (see page 6 for product reference structure)

Technical Information

Wall thickness	Thin
Shrink ratio	2:1
Tube characteristics	Single wall
Temperature range	-55°C to +135°C
Shrinking temperature	+110°C
Material	Crosslinked polyolefin
IP rating	IP60
Standard colour	Black
Other properties	Silicone, Cadmium and Lead free Transparent version: Halogen free



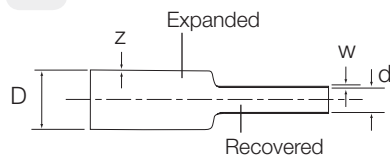
Product Ref.	Expanded diameter		Fully recovered diameter d [mm]	Wall thickness before shrinking z [mm]	Wall thickness after shrinking w [mm]	Length per box [m]
	[inch]	D [mm]				
HSB46	3/64	1.2	0.6	0.20	0.4	12.0
HSB63	1/16	1.6	0.8	0.20	0.4	12.0
HSB93	3/32	2.4	1.2	0.25	0.5	11.5
HSB125	1/8	3.2	1.6	0.25	0.5	11.5
HSB187	3/16	4.8	2.4	0.25	0.5	9.5
HSB250	1/4	6.4	3.2	0.30	0.6	7.5
HSB375	3/8	9.5	4.8	0.30	0.6	6.5
HSB500	1/2	12.7	6.4	0.30	0.6	6.0
HSB750	3/4	19.0	9.5	0.40	0.6	5.0
HSB1000	1	25.4	12.7	0.45	0.9	3.3

For other colours add colour suffix to Product Reference:

1 = brown, 2 = red, 4 = yellow, 5 = green, 6 = blue, 8 = grey, 9 = white and C = transparent



2:1



Type PLG - flexible

Shrink-Kon® - Thin wall heat shrink tubing

Characteristics

- Multi-purpose use for insulation, bundling, identification, strain relief and much more
- Heat shrink tubing with 15 nominal diameters to enclose components from Ø 1.2 mm to Ø 101.6 mm
- Flame retardant
- Flexible, rapid shrinkage, non melting for effective electrical insulation
- Available colours: see below (see page 6 for product reference structure)
- Special colours available on request

Technical Information

Wall thickness	Thin
Shrink ratio	2:1
Tube characteristics	Single wall
Tube length	1.22 m
Temperature range	-55°C to +135°C
Shrinking temperature	+110°C
Material	Crosslinked polyolefin
IP rating	IP60
Standard colour	Black
Other properties	Silicone, Cadmium and Lead free Transparent version: Halogen free

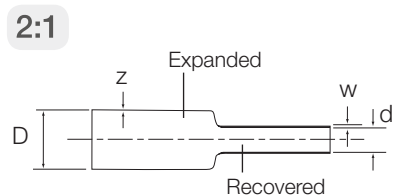



Product Ref.	Expanded diameter		Fully recovered diameter	Wall thickness before shrinking	Wall thickness after shrinking	Length per box
	D [inch]	D [mm]	d [mm]	z [mm]	w [mm]	
PLG46-0-A	3/64	1.2	0.6	0.20	0.4	25
PLG63-0-A	1/16	1.6	0.8	0.20	0.4	25
PLG93-0-A	3/32	2.4	1.2	0.25	0.5	25
PLG125-0-A	1/8	3.2	1.6	0.25	0.5	25
PLG187-0-A	3/16	4.8	2.4	0.25	0.5	25
PLG250-0-A	1/4	6.4	3.2	0.30	0.6	25
PLG375-0-A	3/8	9.5	4.8	0.30	0.6	25
PLG500-0-A	1/2	12.7	6.4	0.40	0.6	25
PLG750-0-A	3/4	19.0	9.5	0.40	0.8	10
PLG1000-0-A	1	25.4	12.7	0.45	0.9	10
PLG1250-0-A	1 1/4	31.75	15.9	0.45	0.9	10
PLG1500-0-A	1 1/2	38.0	19.0	0.50	1.0	5
PLG2000-0-A	2	50.8	25.4	0.55	1.1	5
PLG3000-0-A	3	76.2	38.1	0.65	1.3	2
PLG4000-0-A	4	101.6	50.8	0.70	1.4	1

For other colours add colour suffix to Product Reference:

0 = black, 2 = red, 4 = yellow, 6 = blue, 9 = white and C = transparent

For brown (-1), green (-5) and grey (-8) please contact your Sales Office for availability.



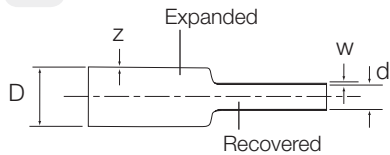


Product Ref.	Expanded diameter		Fully recovered diameter	Wall thickness before shrinking	Wall thickness after shrinking	Length per reel
	[inch]	D [mm]	d [mm]	z [mm]	w [mm]	
PLG46-0-B*	3/64	1.2	0.6	0.20	0.4	300
PLG63-0-B*	1/16	1.6	0.8	0.20	0.4	300
PLG93-0-B*	3/32	2.4	1.2	0.25	0.5	300
PLG125-0-B*	1/8	3.2	1.6	0.25	0.5	300
PLG187-0-B*	3/16	4.8	2.4	0.25	0.5	300
PLG250-0-B*	1/4	6.4	3.2	0.30	0.6	300
PLG375-0-B*	3/8	9.5	4.8	0.30	0.6	150
PLG500-0-B*	1/2	12.7	6.4	0.40	0.6	100
PLG750-0-B*	3/4	19.0	9.5	0.40	0.8	50
PLG1000-0-B*	1	25.4	12.7	0.45	0.9	50
PLG1250-0-B*	1 1/4	31.75	15.9	0.45	0.9	50
PLG1500-0-B*	1 1/2	38.0	19.0	0.50	1.0	50
PLG2000-0-B*	2	50.8	25.4	0.55	1.1	50
PLG3000-0-B*	3	76.2	38.1	0.65	1.3	25
PLG4000-0-B*	4	101.6	50.8	0.70	1.4	25
PLG46-0-E	3/64	1.2	0.6	0.20	0.4	150
PLG63-0-E	1/16	1.6	0.8	0.20	0.4	150
PLG93-0-E	3/32	2.4	1.2	0.25	0.5	150
PLG125-0-E	1/8	3.2	1.6	0.25	0.5	150
PLG187-0-E	3/16	4.8	2.4	0.25	0.5	75
PLG250-0-E	1/4	6.4	3.2	0.30	0.6	75
PLG375-0-E	3/8	9.5	4.8	0.30	0.6	75
PLG500-0-E	1/2	12.7	6.4	0.40	0.8	50
PLG750-0-E	3/4	19.0	9.5	0.40	0.9	30
PLG1000-0-E	1	25.4	12.7	0.45	0.8	30
PLG1250-0-E	1 1/4	31.75	15.9	0.45	0.9	30
PLG1500-0-E	1 1/2	38.0	19.0	0.50	1.0	30
PLG2000-0-E	2	50.8	25.4	0.55	1.1	30

For other colours add colour suffix to Product Reference:
 2 = red, 4 = yellow, 6 = blue, 9 = white and C = transparent
 * B-reels only available in black (-0)



2:1



Type PLG - pre-cut bags

Shrink-Kon® - Thin wall heat shrink tubing

Characteristics

- The Shrink-Kon® Pre-cut packs of PLG heat shrink are available to replenish the Shrink-Kon® Set or for use on displays
- 9 different expanded diameters
- 6 different colours
- Packed in small quantities
- Flexible, rapid shrinkage, non-melting for effective electrical insulation
- Flame retardant
- Available colours: see below (see page 6 for product reference structure)
- Selling unit 1 bag - MOQ 10 bags

Technical Information

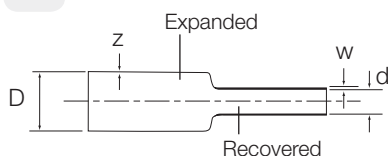
Wall thickness	Thin
Shrink ratio	2:1
Tube characteristics	Single wall
Temperature range	-55°C to +135°C
Shrinking temperature	+110°C
Material	Crosslinked polyolefin
IP rating	IP60
Other properties	Silicone, Cadmium and Lead free Transparent version: Halogen free



Product Ref.	Expanded diameter as supplied		Fully recovered diameter d [mm]	Wall thickness before shrinking z [mm]	Wall thickness after shrinking w [mm]	Colour	Length [cm]	Quantity [pieces/bag]
	D [inch]	D [mm]						
PLG63-0-5R	1/16	1.6	0.8	0.20	0.4	Black	5	50
PLG63-C-5R	1/16	1.6	0.8	0.20	0.4	Transparent	5	50
PLG93-0-5R	3/32	2.4	1.2	0.25	0.5	Black	5	50
PLG93-C-5R	3/32	2.4	1.2	0.25	0.5	Transparent	5	50
PLG125-9-10R	1/8	3.2	1.6	0.25	0.5	White	10	25
PLG125-4-10R	1/8	3.2	1.6	0.25	0.5	Yellow	10	25
PLG125-C-10R	1/8	3.2	1.6	0.25	0.5	Transparent	10	25
PLG125-0-10R	1/8	3.2	1.6	0.25	0.5	Black	10	25
PLG187-0-10R	3/16	4.8	2.4	0.25	0.5	Black	10	25
PLG187-6-5R	3/16	4.8	2.4	0.25	0.5	Blue	5	40
PLG187-4-5R	3/16	4.8	2.4	0.25	0.5	Yellow	5	40
PLG187-C-5R	3/16	4.8	2.4	0.25	0.5	Transparent	5	40
PLG250-6-10R	1/4	6.4	3.2	0.30	0.6	Blue	10	20
PLG250-0-10R	1/4	6.4	3.2	0.30	0.6	Black	10	20
PLG250-9-5R	1/4	6.4	3.2	0.30	0.6	White	5	40
PLG250-4-5R	1/4	6.4	3.2	0.30	0.6	Yellow	5	40
PLG375-0-10R	3/8	9.5	4.8	0.30	0.6	Black	10	15
PLG375-6-10R	3/8	9.5	4.8	0.30	0.6	Blue	10	15
PLG500-2-10R	1/2	12.7	6.4	0.40	0.6	Red	10	15
PLG500-0-18R	1/2	12.7	6.4	0.40	0.6	Black	18	8
PLG750-6-10R	3/4	19.1	9.5	0.40	0.8	Blue	10	10
PLG750-0-18R	3/4	19.1	9.5	0.40	0.8	Black	18	6
PLG1000-0-18R	1	25.4	12.7	0.45	0.9	Black	18	3

Other dimensions or colours available upon request.

2:1



Shrink-Kon® Set

Shrink-Kon® - Thin wall heat shrink tubing

Characteristics

- A kit comprising PLG heat shrink with or without hot air tool in a handy carry case
- Maintenance and repair, research and development, small series manufacture and much more
- 9 different expanded diameters
- 6 different colours
- 23 types
- Flame retardant
- Case made from shock-resistant plastic
- All types available in refill packages
- **Product Ref.: SK-1400GTG** (with GR121)
- **Product Ref.: SK-1400GTG-UK** (with GR321)
- **Product Ref.: SK-1400G** (without hot air tool)

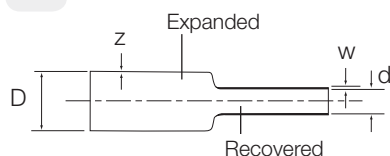
Technical Information

Wall thickness	Thin
Shrink ratio	2:1
Tube characteristics	Single wall
Temperature range	-55°C to +135°C
Shrinking temperature	+110°C
Material	Crosslinked polyolefin
IP rating	IP60
Other properties	Silicone, Cadmium and Lead free Transparent version: Halogen free



Set contents Product Ref.	Expanded diameter as supplied		Fully recovered diameter d [mm]	Wall thickness before shrinking	Wall thickness after shrinking	Colour	Length [cm]	Quantity [pieces]
	D [inch]	D [mm]		z [mm]	w [mm]			
PLG63-0	1/16	1.6	0.8	0.20	0.4	Black	5	20
PLG63-C	1/16	1.6	0.8	0.20	0.4	Transparent	5	20
PLG93-C	3/32	2.4	1.2	0.25	0.5	Transparent	5	20
PLG93-0	3/32	2.4	1.2	0.25	0.5	Black	10	15
PLG125-C	1/8	3.2	1.6	0.25	0.5	Transparent	10	15
PLG125-4	1/8	3.2	1.6	0.25	0.5	Yellow	10	10
PLG125-9	1/8	3.2	1.6	0.25	0.5	White	10	10
PLG125-0	1/8	3.2	1.6	0.25	0.5	Black	10	12
PLG187-C	3/16	4.8	2.4	0.25	0.5	Transparent	5	10
PLG187-4	3/16	4.8	2.4	0.25	0.5	Yellow	5	10
PLG187-6	3/16	4.8	2.4	0.25	0.5	Blue	5	20
PLG187-0	3/16	4.8	2.4	0.25	0.5	Black	10	12
PLG250-4	1/4	6.4	3.2	0.30	0.6	Yellow	5	16
PLG250-6	1/4	6.4	3.2	0.30	0.6	Blue	10	12
PLG250-9	1/4	6.4	3.2	0.30	0.6	White	5	16
PLG250-0	1/4	6.4	3.2	0.30	0.6	Black	10	10
PLG375-6	3/8	9.5	4.8	0.30	0.6	Blue	10	10
PLG375-0	3/8	9.5	4.8	0.30	0.6	Black	18	4
PLG500-2	1/2	12.7	6.4	0.40	0.6	Red	10	6
PLG500-0	1/2	12.7	6.4	0.40	0.8	Black	18	4
PLG750-6	3/4	19.0	9.5	0.40	0.8	Blue	10	4
PLG750-0	3/4	19.0	9.5	0.40	0.8	Black	18	4
PLG1000-0	1	25.4	12.7	0.45	0.9	Black	18	3

2:1



Type CMP - dual listed

Shrink-Kon® - Thin wall heat shrink tubing



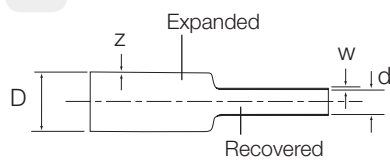
Characteristics

- Typical applications are mechanical and electrical insulation, corrosion protection, bundling, mechanical protection and much more
- Internal diameters from 1.2 mm to 25,4 mm
- Flame retardant
- Flammability per UL 224
- The tubing is marked
- Available colours: see below (see page 6 for product reference structure)

Technical Information

Wall thickness	Thin
Shrink ratio	2:1
Tube characteristics	Single wall
Tube length	1.22 m
Temperature range	-55°C to +135°C
Shrinking temperature	+110°C
Material	Crosslinked polyolefin
IP rating	IP60
Standard colour	Black
Other properties	Silicone, Cadmium and Lead free Transparent version: Halogen free

2:1



* Transparent version not UL recognized



Product Ref.	Expanded diameter		Fully recovered diameter	Wall thickness before shrinking	Wall thickness after shrinking	Length per box
	D [inch]	D [mm]	d [mm]	z [mm]	w [mm]	
CMP46-0-A	3/64	1.2	0.6	0.20	0.4	25
CMP63-0-A	1/16	1.6	0.8	0.20	0.4	25
CMP93-0-A	3/32	2.4	1.2	0.25	0.5	25
CMP125-0-A	1/8	3.2	1.6	0.25	0.5	25
CMP187-0-A	3/16	4.8	2.4	0.25	0.5	25
CMP250-0-A	1/4	6.4	3.2	0.30	0.6	25
CMP375-0-A	3/8	9.5	4.8	0.30	0.6	25
CMP500-0-A	1/2	12.7	6.4	0.30	0.6	25
CMP750-0-A	3/4	19.0	9.5	0.40	0.8	10
CMP1000-0-A	1	25.4	12.7	0.45	0.9	10

For other colours add colour suffix to Product Reference:

0 = black, 2 = red, 4 = yellow, 6 = blue, 9 = white and C = transparent



Product Ref.	Expanded diameter		Fully recovered diameter	Wall thickness before shrinking	Wall thickness after shrinking	Length per reel
	D [inch]	D [mm]	d [mm]	z [mm]	w [mm]	
CMP46-0-BG*	3/64	1.2	0.6	0.20	0.4	300
CMP63-0-BG*	1/16	1.6	0.8	0.20	0.4	300
CMP93-0-BG*	3/32	2.4	1.2	0.25	0.5	300
CMP125-0-BG*	1/8	3.2	1.6	0.25	0.5	300
CMP187-0-BG*	3/16	4.8	2.4	0.25	0.5	300
CMP250-0-BG*	1/4	6.4	3.2	0.30	0.6	300
CMP375-0-BG*	3/8	9.5	4.8	0.30	0.6	150
CMP500-0-BG*	1/2	12.7	6.4	0.30	0.6	100
CMP750-0-BG*	3/4	19.1	9.5	0.40	0.8	50
CMP1000-0-BG*	1	25.4	12.7	0.45	0.9	50
CMP1500-0-BG*	1 1/2	38.0	19.0	0.50	1.0	50
CMP2000-0-BG*	2	50.8	25.4	0.55	1.1	50
CMP46-0-E	3/64	1.2	0.6	0.20	0.4	150
CMP63-0-E	1/16	1.6	0.8	0.20	0.4	150
CMP93-0-E	3/32	2.4	1.2	0.25	0.5	150
CMP125-0-E	1/8	3.2	1.6	0.25	0.5	150
CMP187-0-E	3/16	4.8	2.4	0.25	0.5	75
CMP250-0-E	1/4	6.4	3.2	0.30	0.6	75
CMP375-0-E	3/8	9.5	4.8	0.30	0.6	75
CMP500-0-E	1/2	12.7	6.4	0.30	0.6	50
CMP750-0-E	3/4	19.0	9.5	0.40	0.8	30
CMP1000-0-E	1	25.4	12.7	0.45	0.9	30
CMP1500-0-E	1 1/2	38.0	19.0	0.50	1.0	30
CMP2000-0-E	2	50.8	25.4	0.55	1.1	30

E-reels: for other colours add colour suffix to Product Reference:

0 = black, 1 = brown, 2 = red, 4 = yellow, 5 = green, 6 = blue, 8 = grey, 9 = white and C = transparent

*BG-reels only available in black (-0)



Type MLP - flexible for high specifications

Shrink-Kon[®] - Thin wall heat shrink tubing



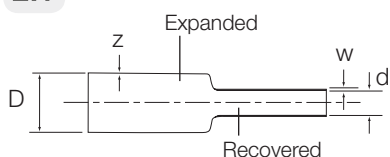
Characteristics

- Typical applications are insulation, corrosion protection, component strain relief and connections in applications requiring the highest specifications (e.g. aeronautical and military applications)
- Internal diameters from 1.2 mm to 25.4 mm
- Dual Listed
- Meets MIL-DTL-23053/5 requirements, Class 1 and Class 2
- Weather UV-resistant
- Good chemical resistance
- Flame retardant
- Available colours: see below (see page 6 for product reference structure)

Technical Information

Wall thickness	Thin
Shrink ratio	2:1
Tube characteristics	Single wall
Tube length	1.22 m
Temperature range	-55°C to +135°C
Shrinking temperature	+90°C
Material	Crosslinked polyolefin
IP rating	IP60
Standard colour	Black
Other properties	Silicone, Cadmium and Lead free Transparent version: Halogen free

2:1



E79546



702106



Product Ref.	Expanded diameter		Fully recovered diameter d [mm]	Wall thickness before shrinking z [mm]	Wall thickness after shrinking w [mm]	Length per box [pieces 1.22m]
	[inch]	D [mm]				
MLP46-0-A	3/64	1.2	0.6	0.20	0.4	25
MLP63-0-A	1/16	1.6	0.8	0.20	0.4	25
MLP93-0-A	3/32	2.4	1.2	0.25	0.5	25
MLP125-0-A	1/8	3.2	1.6	0.25	0.5	25
MLP187-0-A	3/16	4.8	2.4	0.25	0.5	25
MLP250-0-A	1/4	6.4	3.2	0.30	0.6	25
MLP375-0-A	3/8	9.5	4.8	0.30	0.6	25
MLP500-0-A	1/2	12.7	6.4	0.30	0.6	25
MLP750-0-A	3/4	19.0	9.5	0.40	0.8	10
MLP1000-0-A	1	25.4	12.7	0.45	0.9	10

For other colours add colour suffix to Product Reference:

0 = black, 2 = red, 4 = yellow, 6 = blue, 9 = white and C = transparent



Product Ref.	Expanded diameter		Fully recovered diameter d [mm]	Wall thickness before shrinking z [mm]	Wall thickness after shrinking w [mm]	Length per reel [m]
	[inch]	D [mm]				
MLP46-0-BG*	3/64	1.2	0.6	0.20	0.4	300
MLP63-0-BG*	1/16	1.6	0.8	0.20	0.4	300
MLP93-0-BG*	3/32	2.4	1.2	0.25	0.5	300
MLP125-0-BG*	1/8	3.2	1.6	0.25	0.5	300
MLP187-0-BG*	3/16	4.8	2.4	0.25	0.5	300
MLP250-0-BG*	1/4	6.4	3.2	0.30	0.6	300
MLP375-0-BG*	3/8	9.5	4.8	0.30	0.6	150
MLP500-0-BG*	1/2	12.7	6.4	0.30	0.8	100
MLP750-0-BG*	3/4	19.0	9.5	0.40	0.8	50
MLP1000-0-BG*	1	25.4	12.7	0.45	0.9	50
MLP46-0-E	3/64	1.2	0.6	0.20	0.4	150
MLP63-0-E	1/16	1.6	0.8	0.20	0.4	150
MLP93-0-E	3/32	2.4	1.2	0.25	0.5	150
MLP125-0-E	1/8	3.2	1.6	0.25	0.5	150
MLP187-0-E	3/16	4.8	2.4	0.25	0.5	75
MLP250-0-E	1/4	6.4	3.2	0.30	0.6	75
MLP375-0-E	3/8	9.5	4.8	0.30	0.6	75
MLP500-0-E	1/2	12.7	6.4	0.30	0.8	50
MLP750-0-E	3/4	19.0	9.5	0.40	0.8	30
MLP1000-0-E	1	25.4	12.7	0.45	0.9	30

E-reels: for other colours add colour suffix to Product Reference:

0 = black, 2 = red, 4 = yellow, 6 = blue, 9 = white and C = transparent

*BG-reels only available in black (-0)



Type GYS - flexible green and yellow Shrink-Kon® - Thin wall heat shrink tubing

Characteristics

- For identifying and marking earthing connectors and cables
- Mechanical and electrical insulation, corrosion protection
- Internal diameters from 3.2 mm to 25.4 mm
- Flame retardant
- Meets MIL-DTL-23053/5 requirements, Class 1 and Class 2 (see page 6 for product reference structure)

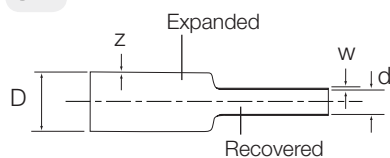
Technical Information

Wall thickness	Thin
Shrink ratio	3:1
Tube characteristics	Single wall
When sold in cut lengths	
Tube length	1.22m
Temperature range	-55°C to +135°C
Shrinking temperature	+90°C
Material	Crosslinked polyolefin
IP rating	IP60
Standard colour	Green / Yellow striped
Other properties	Silicone, Cadmium and Lead free



Product Ref.	Expanded diameter		Fully recovered diameter	Wall thickness before shrinking	Wall thickness after shrinking	Length per mini-reef	Length per box
	D	d	d	z	w		
	[inch]	[mm]	[mm]	[mm]	[mm]	[m]	[pieces 1.22m]
GYS125-E-A	1/8	3.2	1	0.25	0.55	-	25
GYS187-E-A	3/16	4.8	1.5	0.25	0.60	-	25
GYS250-E-A	1/4	6.4	2	0.32	0.65	-	25
GYS375-E-A	3/8	9.5	3	0.32	0.75	-	25
GYS500-E-A	1/2	12.7	4	0.32	0.75	-	25
GYS750-E-A	3/4	19.0	6	0.38	0.85	-	10
GYS1000-E-A	1	25.4	8	0.45	1.00	-	10
GYS125-E-E	1/8	3.2	1	0.25	0.55	150	-
GYS187-E-E	3/16	4.8	1.5	0.25	0.60	75	-
GYS250-E-E	1/4	6.4	2	0.32	0.65	75	-
GYS375-E-E	3/8	9.5	3	0.32	0.75	75	-
GYS500-E-E	1/2	12.7	4	0.32	0.75	50	-
GYS750-E-E	3/4	19.0	6	0.38	0.85	30	-
GYS1000-E-E	1	25.4	8	0.45	1.00	30	-

3:1



Type GYS - HSB boxes

Shrink-Kon® - Thin wall heat shrink tubing

Characteristics

- For identifying and marking earthing connectors and cables
- GYS heat shrink in a compact, handy sized box
- Convenient amount of heat shrink, for small users
- Offered in 7 sizes to cover a heat shrink range from 3.2 mm to 25.4 mm diameters
- Stackable boxes for easy storage
- Flame retardant
- Meets MIL-DTL-23053/5 requirements, Class 1 and Class 2
- Mechanical and electrical insulation, corrosion protection
(see page 6 for product reference structure)

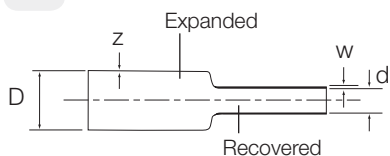
Technical Information

Wall thickness	Thin
Shrink ratio	3:1
Tube characteristics	Single wall
Temperature range	-55°C to +135°C
Shrinking temperature	+90°C
Material	Crosslinked polyolefin
IP rating	IP60
Standard colour	Green / Yellow striped
Other properties	Silicone, Cadmium and Lead free



Product Ref.	Expanded diameter		Fully recovered diameter d [mm]	Wall thickness before shrinking z [mm]	Wall thickness after shrinking w [mm]	Length per box [m]
	[inch]	D [mm]				
GYS125-E-D	1/8	3.2	1	0.25	0.55	11.5
GYS187-E-D	3/16	4.8	1.5	0.25	0.60	9.5
GYS250-E-D	1/4	6.4	2	0.32	0.65	7.5
GYS375-E-D	3/8	9.5	3	0.32	0.75	6.5
GYS500-E-D	1/2	12.7	4	0.32	0.75	6.0
GYS750-E-D	3/4	19.0	6	0.38	0.85	5.0
GYS1000-E-D	1	25.4	8	0.45	1.00	3.3

3:1



Type PIG - very flexible for highly contoured components


Shrink-Kon® - Thin wall heat shrink tubing

Characteristics

- Heat shrink tubing to enclose highly contoured components with large diameter variations. Provides mechanical and electrical protection
- Meets UL 224 requirements
- Internal diameters from 1.6 mm to 38.1 mm
- Excellent mechanical strength
- Resistant to common fluids and solvents
- Flame retardant
- Meets MIL-DTL-23053/5 requirements, Class 1 and Class 2 (except green / yellow version)
- Available colours: see below (see page 6 for product reference structure)
- Special colours available on request

Technical Information

Wall thickness	Thin
Shrink ratio	3:1
Tube characteristics	Single wall
Temperature range	-55°C to +135°C
Shrinking temperature	+90°C
Material	Crosslinked polyolefin
IP rating	IP60
Standard colour	Black
Other properties	Silicone, Cadmium and Lead free Transparent version: Halogen free



Product Ref.	Expanded diameter		Fully recovered diameter	Wall thickness before shrinking	Wall thickness after shrinking	Length per reel
	[inch]	D [mm]	d [mm]	z [mm]	w [mm]	
PIG0150-0-B*	1/16	1.6	0.5	0.15	0.45	300
PIG0301-0-B*	1/8	3.2	1.0	0.18	0.55	300
PIG0451-0-B*	3/16	4.8	1.5	0.20	0.60	300
PIG0602-0-B*	1/4	6.4	2.0	0.22	0.65	300
PIG0903-0-B*	3/8	9.5	3.0	0.25	0.75	150
PIG1204-0-B*	1/2	12.7	4.0	0.25	0.75	100
PIG1806-0-B*	3/4	19.0	6.0	0.27	0.85	50
PIG2408-0-B*	1	25.4	8.0	0.33	1.00	50
PIG4013-0-B*	1 1/2	39.0	13.0	0.38	1.15	50
PIG0150-0-E**	1/16	1.6	0.5	0.15	0.45	150
PIG0301-0-E	1/8	3.2	1.0	0.18	0.55	150
PIG0451-0-E	3/16	4.8	1.5	0.20	0.60	75
PIG0602-0-E	1/4	6.4	2.0	0.22	0.65	75
PIG0903-0-E	3/8	9.5	3.0	0.25	0.75	75
PIG1204-0-E	1/2	12.7	4.0	0.25	0.75	50
PIG1806-0-E	3/4	19.0	6.0	0.27	0.85	30
PIG2408-0-E	1	25.4	8.0	0.33	1.00	30
PIG4013-0-E	1 1/2	39.0	13.0	0.38	1.15	30

* B-reels only available in black (-0)

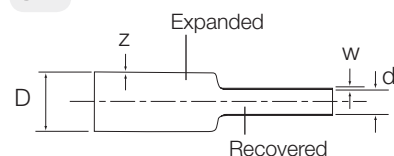
** Not available in green / yellow

E-reels: for other colours add colour suffix to Product Reference:

0 = black, 2 = red, 4 = yellow, 6 = blue, 9 = white, C = transparent and E = green / yellow striped



3:1



Type PIG - HSB boxes

Shrink-Kon® - Thin wall heat shrink tubing

Characteristics

- PIG heat shrink in a compact, handy sized box
- Workshop, installation, laboratory and much more
- Heat shrink tubing to enclose highly contoured components with large diameter variations. Provides mechanical and electrical protection
- Convenient amount of heat shrink, for small users
- Offered in 8 sizes to cover a heat shrink range from Ø 1.6 mm to Ø 25.4 mm
- Stackable boxes for easy storage
- Meets UL 224 requirements
- Excellent mechanical strength
- Resistant to common fluids and solvents
- Flame retardant
- Meets MIL-DTL-23053/5 requirements, Class 1 and Class 2 (except green / yellow version)
- Available colours: see below (see page 6 for product reference structure)
- Special colours available on request

Technical Information

Wall thickness	Thin
Shrink ratio	3:1
Tube characteristics	Single wall
Temperature range	-55°C to +135°C
Shrinking temperature	+90°C
Material	Crosslinked polyolefin
IP rating	IP60
Standard colour	Black
Other properties	Silicone, Cadmium and Lead free Transparent version: Halogen free



Product Ref.	Expanded diameter		Fully recovered diameter	Wall thickness before shrinking	Wall thickness after shrinking	Length per box
	D [inch]	D [mm]	d [mm]	z [mm]	w [mm]	
PIG0150-0-D*	1/16	1.6	0.5	0.15	0.45	10.5
PIG0301-0-D*	1/8	3.2	1.0	0.18	0.55	10.0
PIG0451-0-D	3/16	4.8	1.5	0.20	0.60	9.0
PIG0602-0-D	1/4	6.4	2.0	0.22	0.65	7.0
PIG0903-0-D	3/8	9.5	3.0	0.25	0.75	6.0
PIG1204-0-D	1/2	12.7	4.0	0.25	0.75	5.5
PIG1806-0-D	3/4	19.0	6.0	0.27	0.85	4.5
PIG2408-0-D	1	25.4	8.0	0.33	1.00	3.3

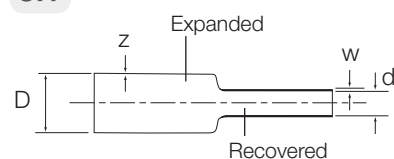
* Not available in green / yellow

E-reels: for other colours add colour suffix to Product Reference:

0 = black, 2 = red, 4 = yellow, 6 = blue, 9 = white, C = transparent and E = green / yellow striped



3:1



Type PKG - flexible for moist environments

Shrink-Kon® - Thin wall heat shrink tubing

Characteristics

- Crosslinked modified Polyolefin with thermoplastic adhesive lining
- Particularly suitable for corrosion and damp protected casings as well as highly contoured components
- Flame retardant
- Moisture resistant, good chemical resistance
- High mechanical stability
- The high shrink ratio and flexibility of this range allows the user maximum coverage with minimal parts
- The adhesive lining bonds to plastic, rubber, neoprene, steel and polyethylene
- Available colours: see below (see page 6 for product reference structure)

Technical Information

Wall thickness	Thin
Shrink ratio	3:1
Tube characteristics	Single wall
Temperature range	-55°C to +110°C
Shrinking temperature	+95°C
Material	Crosslinked polyolefin
IP rating	IP60
Standard colour	Black
Other properties	Silicone, Cadmium and Lead free Transparent version: Halogen free



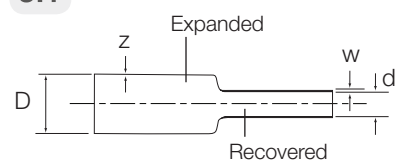
Product Ref.	Expanded diameter as supplied D [mm]	Fully recovered diameter d [mm]	Wall thickness before shrinking z [mm]	Wall thickness after shrinking w [mm]	Length per reel [m]	Quantity per box [pieces 0.6 m]
PKG0301-0-B	3.0	1.0	0.4	1.0	300	-
PKG0602-0-B	6.0	2.0	0.5	1.2	300	-
PKG0903-0-B	9.0	3.0	0.5	1.4	150	-
PKG1204-0-B	12.0	4.0	0.6	1.7	100	-
PKG1806-0-B	19.0	6.0	0.6	2.1	50	-
PKG2408-0-B	24.0	8.0	0.7	2.4	50	-
PKG4013-0-B	40.0	13.0	0.7	2.4	30	-
PKG0301-0-C	3.0	1.0	0.4	1.0	-	20
PKG0602-0-C	6.0	2.0	0.5	1.0	-	15
PKG0903-0-C	9.0	3.0	0.5	1.4	-	10
PKG1204-0-C	12.0	4.0	0.6	1.8	-	9
PKG1806-0-C	18.0	6.0	0.6	2.2	-	6
PKG2408-0-C	24.0	8.0	0.7	2.5	-	5
PKG4013-0-C	40.0	13.0	0.7	2.5	-	4

For other colours add colour suffix to Product Reference:

0 = black and C = transparent



3:1



Type PKG - flexible for moist environments

Shrink-Kon® - Thin wall heat shrink tubing

Characteristics

- Crosslinked modified Polyolefin with thermoplastic adhesive lining
- Particularly suitable for corrosion and damp protected casings as well as highly contoured components
- Flame retardant
- Moisture resistant, good chemical resistance
- High mechanical stability
- The high shrink ratio and flexibility of this range allows the user maximum coverage with minimal parts
- The adhesive lining bonds to plastic, rubber, neoprene, steel and polyethylene

Technical Information

Wall thickness	Thin
Shrink ratio	4:1
Tube characteristics	Dual wall
When sold in cut lengths	
Tube length	0.6 m
Temperature range	-55°C to +110°C (outer jacket)
Shrinking temperature	+95°C
Material	Crosslinked polyolefin with adhesive lining
IP rating	IP65
Standard colour	Black
Other properties	Silicone, Cadmium and Lead free

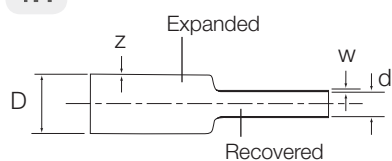


Product Ref.	Expanded diameter as supplied D [mm]	Fully recovered diameter d [mm]	Wall thickness before shrinking z [mm]	Wall thickness after shrinking w [mm]	Length per reel [m]	Quantity per box [pieces 0.6 m]
PKG0401-0-B	4.0	1.0	0.4	1.0	300	-
PKG0802-0-B	8.0	2.0	0.5	1.0	150	-
PKG1203-0-B	12.0	3.0	0.5	1.4	100	-
PKG1604-0-B	16.0	4.0	0.5	1.7	50	-
PKG2406-0-B	24.0	6.0	0.6	2.1	50	-
PKG3208-0-B	32.0	8.0	0.7	2.4	50	-
PKG5213-0-B	52.0	13.0	0.7	2.4	30	-
PKG0401-0-C	4.0	1.0	0.4	1.0	-	20
PKG0802-0-C	8.0	2.0	0.5	1.0	-	15
PKG1203-0-C	12.0	3.0	0.5	1.4	-	10
PKG1604-0-C	16.0	4.0	0.5	1.7	-	9
PKG2406-0-C	24.0	6.0	0.6	2.1	-	5
PKG3208-0-C	32.0	8.0	0.7	2.4	-	5
PKG5213-0-C	52.0	13.0	0.7	2.4	-	3

Only available in black (-0)



4:1



Type PKG - HSB boxes

Shrink-Kon® - Thin wall heat shrink tubing

Characteristics

- PKG heat shrink in a compact, handy sized box
- Convenient amount of heat shrink, for small users
- Particularly suitable for corrosion and damp protected casings as well as highly contoured components
- Offered in 6 sizes to cover a heat shrink range from Ø 3.0 mm to Ø 24.0 mm
- Stackable boxes for easy storage
- The adhesive lining bonds to plastic, rubber, neoprene, steel and polyethylene
- Flame retardant
- Moisture resistant
- Available colours: see below (see page 6 for product reference structure)

Technical Information

Wall thickness	Thin
Shrink ratio	3:1
Tube characteristics	Dual wall
Temperature range	-55°C to +110°C (outer jacket)
Shrinking temperature	+95°C
Material	Crosslinked polyolefin with adhesive lining
IP rating	IP65
Standard colour	Black
Other properties	Silicone, Cadmium and Lead free

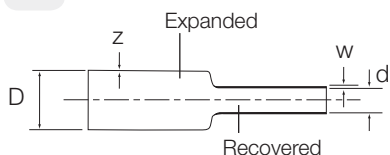


Product Ref.	Expanded diameter as supplied D [mm]	Fully recovered diameter d [mm]	Wall thickness before shrinking z [mm]	Wall thickness after shrinking w [mm]	Length per box [m]
PKG0301-0-D	3.0	1.0	0.4	1.0	5.0
PKG0602-0-D	6.0	2.0	0.5	1.2	3.5
PKG0903-0-D	9.0	3.0	0.5	1.4	3.0
PKG1204-0-D	12.0	4.0	0.6	1.7	2.5
PKG1806-0-D	19.0	6.0	0.6	2.1	2.0
PKG2408-0-D	24.0	8.0	0.7	2.4	1.5

For other colours add colour suffix to Product Reference:
0 = black and C = transparent



3:1



Type KYN - semi-rigid transparent Shrink-Kon® - Thin wall heat shrink tubing

Characteristics

- In areas of heavy mechanical loads, high temperatures and chemical stress. Insulation in densely packed wiring, in heating elements and much more
- Internal diameters from 1.2 mm to 25.4 mm
- High mechanical strength
- Excellent electrical insulation performance
- High flame retardancy
- Highly abrasion and cut resistant
- Resistant to Diesel
- Very good resistance against chemicals and solvents
- Meets MIL-DTL-23053/8 requirements

Technical Information

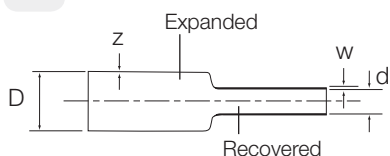
Wall thickness	Thin
Shrink ratio	2:1
Tube characteristics	Single wall
When sold in cut lengths	
Tube length	1,22 m
Temperature range	-55°C to +175°C
Shrinking temperature	+175°C
Material	Crosslinked and rigid Polyvinylidene Fluoride (Kynar®*)
IP rating	IP60
Standard colour	Transparent
Other properties	Silicone, Cadmium, Lead and Halogen free

* registered trademark of ATOFINA



Product Ref.	Expanded diameter as supplied		Fully recovered diameter	Wall thickness before shrinking	Wall thickness after shrinking	Length per reel	Quantity per box
	D	d	z	w			
	[inch]	[mm]	[mm]	[mm]	[mm]	[m]	[pieces 1.22m]
KYN46-C-A	3/64	1.2	0.6	0.12	0.24	-	25
KYN63-C-A	1/16	1.6	0.8	0.12	0.24	-	25
KYN93-C-A	3/32	2.4	1.2	0.12	0.24	-	25
KYN125-C-A	1/8	3.2	1.6	0.12	0.24	-	25
KYN187-C-A	3/16	4.8	2.4	0.12	0.24	-	25
KYN250-C-A	1/4	6.4	3.2	0.15	0.30	-	10
KYN375-C-A	3/8	9.5	4.8	0.15	0.30	-	10
KYN500-C-A	1/2	12.7	6.4	0.15	0.30	-	10
KYN750-C-A	3/4	19.0	9.5	0.20	0.40	-	10
KYN1000-C-A	1	25.4	12.7	0.25	0.50	-	10
KYN46-C-B	3/64	1.2	0.6	0.12	0.24	300	-
KYN63-C-B	1/16	1.6	0.8	0.12	0.24	300	-
KYN93-C-B	3/32	2.4	1.2	0.12	0.24	300	-
KYN125-C-B	1/8	3.2	1.6	0.12	0.24	300	-
KYN187-C-B	3/16	4.8	2.4	0.12	0.24	300	-
KYN250-C-B	1/4	6.4	3.2	0.15	0.30	300	-
KYN375-C-B	3/8	9.5	4.8	0.15	0.30	150	-
KYN500-C-B	1/2	12.7	6.4	0.15	0.30	100	-
KYN750-C-B	3/4	19.0	9.5	0.20	0.40	50	-
KYN1000-C-B	1	25.4	12.7	0.25	0.50	50	-

2:1



Type VIT - highly flexible, flame retardant Shrink-Kon® - Thin wall heat shrink tubing

Characteristics

- High flexibility makes it suitable even under heavy-duty conditions e.g. sensors in vehicle engine compartments
- Excellent strength and resistance against corrosive fluids even at high temperatures
- Internal diameters from 3.2 mm to 38.0 mm
- Offers excellent resistance to aggressive fuels and chemicals
- High flame retardancy
- Meets MIL-DTL-23053/13 requirements

Technical Information

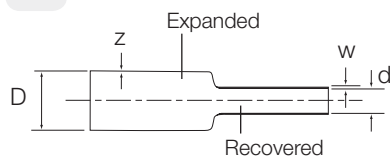
Wall thickness	Thin
Shrink ratio	2:1
Tube characteristics	Single wall
Temperature range	-55°C to +220°C
Shrinking temperature	+175°C
Material	Viton®*, Crosslinked fluoroelastomer
IP rating	IP60
Standard colour	Black
Other properties	Silicone, Cadmium and Lead free

*Viton® is a registered trademark of DuPont.



Product Ref.	Expanded diameter as supplied		Fully recovered diameter	Wall thickness before shrinking	Wall thickness after shrinking	Length per reel	Quantity per box
	D [inch]	D [mm]	d [mm]	z [mm]	w [mm]		
VIT125-0-B	1/8	3.2	1.6	0.40	0.8	50	-
VIT187-0-B	3/16	4.8	2.4	0.45	0.9	50	-
VIT250-0-B	1/4	6.4	3.2	0.45	0.9	50	-
VIT375-0-B	3/8	9.5	4.8	0.45	1.0	50	-
VIT500-0-B	1/2	12.7	6.4	0.45	1.2	30	-
VIT750-0-B	3/4	19.0	9.5	0.55	1.4	30	-
VIT1000-0-B	1	25.4	12.7	0.70	1.8	30	-
VIT1500-0-B	1 1/2	38.0	19.0	0.80	2.4	15	-
VIT125-0-C	1/8	3.2	1.6	0.40	0.8	-	10
VIT187-0-C	3/16	4.8	2.4	0.45	0.9	-	10
VIT250-0-C	1/4	6.4	3.2	0.45	0.9	-	10
VIT375-0-C	3/8	9.5	4.8	0.45	1.0	-	8
VIT500-0-C	1/2	12.7	6.4	0.45	1.2	-	7
VIT750-0-C	3/4	19.0	9.5	0.55	1.4	-	6
VIT1000-0-C	1	25.4	12.7	0.70	1.8	-	4
VIT1500-0-C	1 1/2	38.0	19.0	0.80	2.4	-	3

2:1



Type TBM - rated for 600V, 90°C continuous use

Shrink-Kon® - Medium wall heat shrink tubing

Characteristics

- High flexibility makes it suitable even under heavy-duty conditions e.g. sensors in vehicle engine compartments
- Excellent strength and resistance against corrosive fluids even at high temperatures
- Internal diameters from 10.2 mm to 228,6 mm
- Offers excellent resistance to aggressive fuels and chemicals
- High flame retardancy
- Meets MIL-DTL-23053/13 requirements

Technical Information

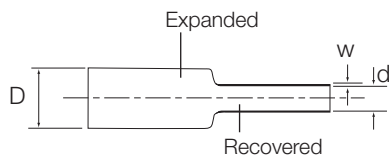
Wall thickness	Medium
Shrink ratio	3:1
Tube characteristics	Dual wall
Temperature range	-55°C to +110°C
Shrinking temperature	+120°C
Material	Crosslinked polyolefin with thermoplastic adhesive liner
IP rating	IP67
Standard colour	Black
Other properties	Silicone, Halogen, Cadmium and Lead free



Product Ref.	Expanded diameter as supplied D [mm]	Fully recovered diameter d [mm]	Wall thickness after shrinking w [mm]	Length per bag [m]	Quantity per bag [pieces 1.22m]
TBM0400	10.2	3.8	2.0	6.1	5
TBM0750	19.1	5.6	2.0	6.1	5
TBM0950	25.0	8.0	2.0	3.6	3
TBM1100	27.9	10.2	2.0	3.6	3
TBM1500	38.1	12.7	2.0	2.4	2
TBM2050	52.1	19.1	2.0	1.2	1
TBM2750	69.9	25.4	2.0	1.2	1
TBM3500	88.9	30.0	2.4	1.2	1
TBM4700	119.4	39.9	2.7	1.2	1
TBM6700	170.2	58.4	2.8	1.2	1
TBM9000	228.6	77.0	3.0	1.2	1

Don't stock at temperatures over 40°C. Don't expose directly to sun rays for long periods.

3:1



Type TBW - rated for 600V, 90°C continuous use

Shrink-Kon® - Thick wall heat shrink tubing

Characteristics

- TBW is an excellent product for sealing and insulating cable splices, connections, terminations and jacket repairs.
- The tubing is designed to withstand the severe mechanical requirements of submersible and direct-buried installations
- Low voltage power applications 600V
- High resistance to abrasion, corrosion and chemicals
- Excellent weatherability
- 9 standard sizes in thick wall: internal diameters from 8.9 mm to 119.9 mm
- Meets requirements of ESI 09-11

Technical Information

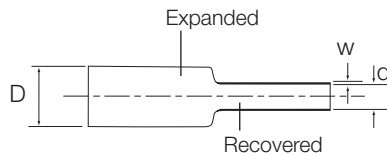
Wall thickness	Thick
Shrink ratio	3:1
Tube characteristics	Dual wall
Temperature range	-55°C to +110°C
Shrinking temperature	+120°C
Material	Crosslinked polyolefin with thermoplastic adhesive liner
IP rating	IP67
Standard colour	Black
Other properties	Silicone, Halogen, Cadmium and Lead free



Product Ref.	Expanded diameter as supplied D [mm]	Fully recovered diameter d [mm]	Wall thickness after shrinking w [mm]	Length per bag [m]	Quantity per bag [pieces 1.22m]
TBW0350	8.9	3.0	1.8	6.1	5
TBW0500	13.0	4.1	2.4	6.1	5
TBW0750	19.1	6.1	2.4	6.1	5
TBW1100	27.9	8.9	3.0	2.4	2
TBW1500	38.1	11.9	4.1	2.4	2
TBW2000	50.8	16.0	4.1	1.2	1
TBW2700	68.1	22.1	4.1	1.2	1
TBW3500	89.9	30.0	4.1	1.2	1
TBW4700	119.9	39.9	4.3	1.2	1

Do not stock at temperatures over 40°C. Do not expose directly to sun rays for long periods.

3:1



Low voltage kits up to 600V

Shrink-Kon® - Medium and Thick wall heat shrink tubing

Characteristics

- VMS heat shrinkable sleeves (TBM and TBW) are suitable for jointing multi-core, polymeric insulated energy cables in the low voltage range
- Quick, simple installation
- Exceptionally good electrical insulation and environmental protection
- Good mechanical load-bearing ability
- No maintenance time necessary
- Unlimited storage life
- Tested to DIN 47632 / VDE 0278 Part 1 and 3

Standard Content

- 1 Outer sleeve (TBW)
- 4 Inner sleeves (TBM) for VMS2 to VMS9, 5 inner sleeves for VMS1
- Cleaning cloths
- Abrasive cloth
- Installation instructions

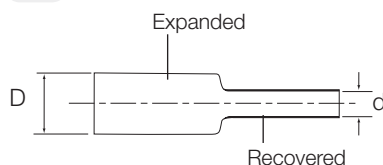
Technical Information

Wall thickness	Medium (TBM) and thick (TBW)
Shrink ratio	3:1
Tube characteristics	Dual wall
Temperature range	-55°C to +110°C
Shrinking temperature	+120°C
Material	Crosslinked polyolefin with thermoplastic adhesive liner
IP rating	IP67
Standard colour	Black
Other properties	Silicone and Halogen free



Product Réf.	CONTENT PER KIT								
	Wire range [mm²]	Inner sleeves [pieces]	Shrinkage		Length [mm]	Outer sleeve [pieces]	Shrinkage		Length [mm]
			Expanded D [mm]	Recovered d [mm]			Expanded D [mm]	Recovered d [mm]	
VMS1	1.5 - 6	5	12	3	50	1	33	8	200
VMS2	4 - 16	4	15	4	100	1	45	12	370
VMS3	16 - 35	4	22	6	100	1	55	16	370
VMS6	25 - 50	4	22	6	130	1	75	21	440
VMS7	35 - 150	4	33	8	210	1	105	26	800
VMS8	95 - 240	4	45	12	260	1	130	36	950
VMS9	185 - 300	4	55	16	300	1	130	36	1000

3:1



Type TEB - cable breakouts

Shrink-Kon® - Medium and Thick wall heat shrink tubing

Characteristics

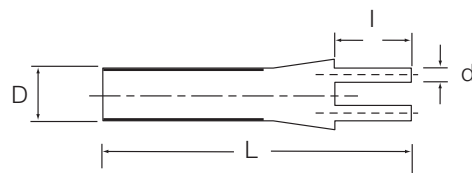
- Cable Breakouts are designed for the insulation and sealing of cable crutches
- They offer extreme strain relief and mechanical protection
- Adhesive line provides complete sealing
- UV-resistant
- They also provide good insulation and resistance to common fluids and solvents

Technical Information

Wall thickness	Medium and thick
Shrink ratio	Various
Tube characteristics	Dual wall
Temperature range	-55°C to +100°C
Shrinking temperature	+135°C
Material	Crosslinked polyolefin with thermoplastic adhesive liner
IP rating	IP67
Standard colour	Black
Other properties	Silicone, Halogen, Cadmium and Lead free



Product Ref.	Expanded diameter as supplied		Fully recovered diameter		Cable size	Core Ø range	Overall Ø range	Recovered Finger Length L	Recovered Finger Length l	Number of break-outs	Quantity
	Expanded D [mm]	recovered [mm]	Expanded d [mm]	recovered [mm]							
TEB2 2-BREAKOUTS											
TEB2-33/14	33	10.0	14	3.0	-	-	-	90.0	20.0	2	12
TEB2-50/21	50	22.0	21	6.7	-	-	-	119.0	35.0	2	10
TEB3 3-BREAKOUTS											
TEB3-38/11	38	14.0	11	4.0	10 - 25	5.1 - 7.7	16.5 - 22.0	110.0	20.0	3	10
TEB3-60/24	60	22.0	24	8.0	35 - 70	8.8 - 12.0	24.5 - 32.0	185.0	45.0	3	10
TEB3-80/36	80	33.0	36	16.0	95 - 150	13.7 - 17.0	36.0 - 44.0	210.0	50.0	3	10
TEB3-110/48	110	47.0	48	20.0	185 - 300	17.0 - 24.3	49.0 - 62.0	260.0	75.0	3	10
TEB4 4-BREAKOUTS											
TEB4-38/15	38	14.0	15	3.0	10 - 25	5.1 - 7.7	17.5 - 24.5	105.0	20.0	4	10
TEB4-55/20	55	25.0	20	6.0	35 - 50	8.8 - 10.0	27.0 - 31.0	180.0	45.0	4	10
TEB4-72/25	72	22.0	25	8.5	35 - 70	8.8 - 12.0	27.0 - 35.5	190.0	45.0	4	10
TEB4-100/35	100	33.0	35	14.0	95 - 150	13.7 - 17.0	40.0 - 49.0	215.0	50.0	4	10
TEB4-125/45	125	47.0	45	22.0	185 - 400	19.2 - 27.4	54.5 - 69.0	245.0	72.0	4	10



Type TEC - end caps

Shrink-Kon® - Medium and Thick wall heat shrink tubing

Characteristics

- End Caps are designed to seal and to protect cable-ends against the ingress of moisture and contamination
- They offer extreme strain relief and mechanical protection
- Adhesive line provides complete sealing
- They also provide optimal sealing and resistance to chemicals and solvents
- UV-resistant

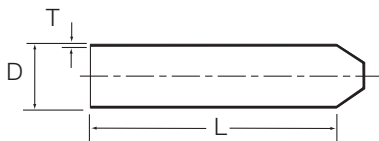
Technical Information

Wall thickness	Medium and thick
Shrink ratio	> 2:1
Tube characteristics	Dual wall
Temperature range	-55°C to +100°C
Shrinking temperature	+120°C
Material	Crosslinked polyolefin with thermoplastic adhesive liner
IP rating	IP67
Standard colour	Black
Other properties	Silicone, Halogen, Cadmium and Lead free



Product Ref.	Expanded diameter as supplied	Fully recovered diameter	Recovered length	Wall thickness after shrinking	Cable diameter	Quantity
	[mm]	D [mm]	L [mm]	T [mm]	[mm²]	[pieces]
TEC15/4.5	15.0	4.5	45.0	2.0	5 - 12	100
TEC25/9	25.0	9.0	70.0	2.7	10 - 22	50
TEC36/15	36.0	15.0	95.0	2.8	17 - 30	10
TEC63/24	63.0	24.0	110.0	3.6	28 - 55	10
TEC80/40	80.0	40.0	130.0	3.6	45 - 70	10
TEC102/60	102.0	60.0	152.0	3.6	68 - 90	5
TEC124/60	124.0	60.0	152.0	3.6	75 - 110	5

>2:1



TBTA-ZH - self amalgamating tape

Shrink-Kon® - Heat shrink technologies



Characteristics

- Self amalgamating tape
- ABB TBTA-ZH tape provides a thick insulating layer with flawless electrical stability and a long term resistance to moisture penetration, which demands waterproofing
- To repair and maintain cable sleeving up to 30 Kv
- For installations, where open flame and heat may not be used
- Excellent resistance to UV rays and Ozone
- Easy to apply - no tools or heating required
- Excellent protection at low temperatures

TBTA-ZH must be stretched on application for the self-adhesive properties to be activated.

Installation notes

1. The surface of the connection and the cable entry must be clean
2. TBTA-ZH should be used under high tension as the stretching process activates the adhesive
3. By wrapping the TBTA-ZH tape around the cable, a sealed casing is created
4. If a cable or pipe needs protection, the TBTA-ZH tape should be wrapped around itself twice at the beginning point and then should overlap throughout by 50%. This means that the tape will also stretch when the cable is under tension
5. Finally, the surface (see point 4) should be covered once more using 100% tape overlap
6. At the end, the tape should be held at the overlap point and torn off
7. To conclude the installation, the ripped off end should be pressed firmly to close.

Technical Information

Stretch ratio	3:1
Temperature range	-55°C to +105°C
Material	EPR based tape
IP rating	IP67
Standard colour	Black
Other properties	Silicone, Halogen, Cadmium and Lead free

Product Ref.	Roll length [m]	Width [mm]	Thickness [mm]
TBTA-ZH-19	9.0	19	0.76
TBTA-ZH-25	9.0	25	0.76
TBTA-ZH-38	9.0	38	0.76
TBTA-ZH-51	9.0	51	0.76

3:1

Hot air tool

Shrink-Kon® - Heat shrink technologies



Characteristics

The Hot Air Tool from ABB achieves a rapid shrink action. This tool is ideal for industrial and military applications.

Technical Information

Property	Typical performance
Power Consumption	1400W
Temperature	+350°C to +500°C
Air Flow	350 / 500 l/min
Static pressure max.	1250 Pa
Weight	570 g
Electronics	Flicker-conformity

Product Ref.	Description
GR121	Hot Air Tool (European Plug and WT993GR nozzle)
GR321	Hot Air Tool (UK Plug and WT993GR nozzle)
WT992GR	Wide slot nozzle
WT993GR	Reflector nozzle
WT994GR	Reduction nozzle Ø 20mm
WT995GR	Welding nozzle
WT996GR	Overlap welding nozzle
WT999GR	Glass protection nozzle

WT992GR



WT993GR



WT994GR



WT995GR



WT996GR



WT999GR



Technical Information

Shrink-Kon® - Heat shrink technologies

Product name	Material	Mechanical Behaviour	Operating temp.	Shrink Ratio	Expanded Diameter	Silicon free	Cadmium + Lead free	Non Halogen
Test Method								
PLG	PE-Polyolefin	Flexible	-55°C to +135°C	2:1	1.2-101.6mm / 3/64"-4"	Yes	Yes	No*
CMP	PE-Polyolefin	Flexible	-55°C to +135°C	2:1	1.2-51.0mm / 3/64"-2"	Yes	Yes	No*
MLP	PE-Polyolefin	Flexible	-55°C to +135°C	2:1	1.2-25.4mm / 3/64"-1"	Yes	Yes	No*
GYS	PE-Polyolefin	Flexible	-55°C to +135°C	2:1	3.2-25.4mm / 1/8"-1"	Yes	Yes	No
PIG	PE-Polyolefin	Very Flexible	-55°C to +135°C	3:1	1.6-39.0mm / 1/16"-1 1/2"	Yes	Yes	No
PIG green yellow	PE-Polyolefin	Very Flexible	-55°C to +135°C	3:1	4.5-40.0mm / 3/16"-1 1/2"	Yes	Yes	No
PIG clear	PE-Polyolefin	Very Flexible	-55°C to +135°C	3:1	1.6-40.0mm / 1/16"-1 1/2"	Yes	Yes	Yes
PKG	PE-Polyolefin	Flexible	-55°C to +110°C	3:1 / 4:1	3.0-52.0mm / 1/16"-2"	Yes	Yes	No
KYN	Kynar** PVDF	Semi-Rigid	-55°C to +175°C	2:1	1.2-25.4mm / 3/64"-1"	Yes	Yes	No
VIT	Viton***	Flexible	-55°C to +220°C	2:1	3.2-38.0mm / 1/8"-1 1/2"	Yes	Yes	No
TBM	PE-Polyolefin	Semi-Rigid	-55°C to +110°C	3:1	10.2-228.6mm	Yes	Yes	Yes
TBW	PE-Polyolefin	Semi-Rigid	-55°C to +110°C	3:1	8.9-119.9mm	Yes	Yes	Yes
LV-Kit	PE-Polyolefin	Semi-Rigid	-55°C to +110°C	3:1	various	Yes	Yes	Yes
TEB	PE-Polyolefin	Semi-Rigid	-55°C to +100°C	various	30.0-125.0mm	Yes	Yes	Yes
TEC	PE-Polyolefin	Semi-Rigid	-55°C to +100°C	various	15.0-148.0mm	Yes	Yes	Yes
TBTA-ZH	EPR-Tape	Flexible	-55°C to +105°C	1:3	19.0-51.0mm	Yes	Yes	Yes

Product name	Tensile Strength	Secant Modulus	Tensile Strength after heat aging	Elongation after heat aging	Low temp. Flexibility
Test Method	IEC 60684-2 ⁽⁶⁾ ISO 37 ⁽⁷⁾ ASTM-D412 ⁽⁸⁾ ASTM-D 638M ⁽⁹⁾ Def Stan 59-97 ⁽³¹⁾	ASTM-D 882 ⁽¹⁰⁾ Def Stan 59-97 ⁽³¹⁾	UL 224 ⁽¹¹⁾ ASTM-D 2671 ⁽³⁾ IEC811-1-2 ⁽⁴⁾ ISO-188 ⁽¹²⁾ ASTM-D 638 ⁽⁹⁾	UL 224 ⁽¹¹⁾ , ISO 37 ⁽¹³⁾ ASTM-D 2671 ⁽³⁾ IEC811-1-2 ⁽⁴⁾ ISO-188 ⁽¹²⁾ ASTM-D 638 ⁽⁹⁾	ASTM-D 2671 Meth. C ⁽²⁷⁾
PLG	15 MPa ⁽⁶⁾	175 MPa max. ⁽¹⁰⁾	12 MPa / 168h at 158°C ⁽¹¹⁾	300% / 168h at 158°C ⁽¹¹⁾	Does not break at -55°C ⁽²⁷⁾
CMP	15 MPa ⁽⁶⁾	175 MPa max. ⁽¹⁰⁾	12 MPa / 168h at 158°C ⁽¹¹⁾	300% / 168h at 158°C ⁽¹¹⁾	Does not break at -55°C ⁽²⁷⁾
MLP	17 MPa ⁽⁶⁾	175 MPa max. ⁽¹⁰⁾	13 MPa / 168h at 175°C ⁽³⁾	300% / 168h at 175°C ⁽³⁾	Does not break at -55°C ⁽²⁷⁾
GYS	15 MPa ⁽⁶⁾	175 MPa max. ⁽¹⁰⁾	12 MPa / 168h at 175°C ⁽¹¹⁾	300% / 168h at 175°C ⁽¹¹⁾	Does not break at -55°C ⁽²⁷⁾
PIG	17 MPa ⁽⁶⁾	175 MPa max. ⁽¹⁰⁾	13 MPa / 168h at 175°C ⁽³⁾	300% / 168h at 175°C ⁽³⁾	Does not break at -55°C ⁽²⁷⁾
PIG green yellow	15 MPa ⁽⁶⁾	175 MPa max. ⁽¹⁰⁾	12 MPa / 168h at 175°C ⁽¹¹⁾	300% / 168h at 175°C ⁽¹¹⁾	Does not break at -55°C ⁽²⁷⁾
PIG clear	20 MPa ⁽⁶⁾	175 MPa max. ⁽¹⁰⁾	18 MPa / 168h at 175°C ⁽³⁾	500% / 168h at 175°C ⁽³⁾	Does not break at -55°C ⁽²⁷⁾
PKG	15 MPa ⁽⁶⁾	175 MPa max.	12 MPa / 168h at 158°C ⁽⁴⁾	320% / 168h at 158°C ⁽⁴⁾	Does not break at -55°C ⁽²⁷⁾
KYN	50 MPa ⁽⁶⁾	750 MPa max. ⁽¹⁰⁾	40 MPa / 168h at 158°C ⁽⁴⁾	230% / 168h at 158°C ⁽⁴⁾	Does not break at -55°C ⁽²⁷⁾
VIT	18 MPa ⁽⁶⁾	70 MPa max. ⁽¹⁰⁾	14 MPa / 168h at 158°C ⁽⁴⁾	220% / 168h at 158°C ⁽⁴⁾	Does not break at -55°C ⁽²⁷⁾
TBM	14.5 MPa ^{(7) (8)}	90MPa ⁽³¹⁾	12MPa ^{(3) (9)}	500% / 168h at 150°C ^{(3) (13)}	Does not break at -55°C ⁽²⁷⁾
TBW	14.5 MPa ^{(7) (8)}	90MPa ⁽³¹⁾	-/-	500% / 168h at 150°C ^{(3) (13)}	Does not break at -55°C ⁽²⁷⁾
LV-Kit	-/-	90MPa ⁽³¹⁾	12MPa ^{(3) (9)}	500% ^{(3) (9)}	Does not break at -55°C
TEB	10 MPa ⁽⁹⁾	80MPa ⁽³¹⁾	9 MPa / 168h at 120°C ⁽¹²⁾	250% / 168h at 120°C ⁽¹²⁾	-55°C
TEC	12 MPa ⁽⁹⁾	80MPa ⁽³¹⁾	10 MPa / 168h at 120°C ⁽¹²⁾	250% / 168h at 120°C ⁽¹²⁾	-55°C ⁽²⁷⁾
TBTA-ZH	2.5 MPa ⁽³¹⁾	-/-	-/-	n.a.	-/-

* Transparent version is halogen free

** Kynar is a registered trademark of ATOFINA

*** VITON is a registered trademark of DuPont

**** Except transparent version

***** Outer Jacket only

Spec. Gravity	Longitudinal Shrinkage	Tensile Strength after Heatshock	Elongation after Heatschock	Ultimate Elongation
ASTM-D 792 ISO/R 1183 ⁽²⁾ DEF Stan 59-97 ⁽¹⁾ A-I ⁽¹⁾	ASTM-D 2671 ⁽³⁾	IEC 811-1-2 ⁽⁴⁾ IEC 811-1-3 ⁽⁵⁾ ASTM-D 2671 ⁽³⁾ ASTM-D 638 ⁽⁹⁾	IEC844-1-2 ⁽⁴⁾ ASTM-D 2671 ⁽³⁾ ASTM-D 638 ⁽⁹⁾	
1.3g / cm ³ ⁽¹⁾	-10% ⁽³⁾	13 MPa / 4h at 200°C ⁽⁴⁾	400% / 4h at 200°C ⁽⁴⁾	450%
1.3g / cm ³ ⁽¹⁾	-10% ⁽³⁾	13 MPa / 4h at 200°C ⁽⁴⁾	400% / 4h at 200°C ⁽⁴⁾	450%
1.3g / cm ³ ⁽¹⁾	-5% ⁽³⁾	19 MPa / 4h at 250°C ⁽⁵⁾	No cracking or flowing ⁽³⁾	500%
1.3g / cm ³ ⁽¹⁾	-10% ⁽³⁾	14 MPa / 4h at 200°C ⁽⁴⁾	400% / 4h at 200°C ⁽⁴⁾	450%
1.3g / cm ³ ⁽¹⁾	-5% ⁽³⁾	19 MPa / 4h at 250°C ⁽⁵⁾	No cracking or flowing ⁽³⁾	500%
1.3g / cm ³ ⁽¹⁾	-10% ⁽³⁾	14 MPa / 4h at 200°C ⁽⁴⁾	400% / 4h at 200°C ⁽⁴⁾	450%
1.0g / cm ³ ⁽¹⁾	-5% ⁽³⁾	15 MPa / 4h at 250°C ⁽⁵⁾	No cracking or flowing ⁽³⁾	550%
1.3g / cm ³ ⁽¹⁾	-15%(3:1) ⁽³⁾ / -18%(4:1) ⁽³⁾	15 MPa / 4h at 200°C ⁽⁴⁾	360% / 4h at 200°C ⁽⁴⁾	400%
1.8g / cm ³ ⁽¹⁾	-6% ⁽³⁾	48 MPa / 4h at 250°C ⁽⁴⁾	300% / 4h at 250°C ⁽⁴⁾	450%
1.9g / cm ³ ⁽¹⁾	-10% ⁽³⁾	17 MPa / 4h at 300°C ⁽⁴⁾	250% / 4h at 300°C ⁽⁴⁾	520%
1.10g / cm ³ ⁽¹⁾	+1% to -10% ⁽³⁾	4h at 225°C	No cracking or flowing ⁽³⁾	600%
1.10g / cm ³ ⁽¹⁾	+1% to -10%	4h at 225°C	No cracking or flowing ⁽³⁾	550%
1.10g / cm ³	+1% to -10%	4h at 225°C	No cracking or flowing	-/-
1.10g / cm ³	-15%	6MPa ⁽³⁾ ⁽⁹⁾	200% ⁽³⁾ ⁽⁹⁾	300%
1.10g / cm ³	-15%	6MPa ⁽³⁾ ⁽⁹⁾	200% ⁽³⁾ ⁽⁹⁾	300%
-/-	-/-	-/-	-/-	750%

Combustion behaviour / Flammability	Shrink temp.	Storage temp.	Resistance against Chemicals	Water Absorption	Fungus Resistance	Dielectric Strength	Spec. Volume Resistance
UL 224 VW-1 ⁽¹¹⁾ , UL 224 ⁽¹⁴⁾ ASTM-D 876 ⁽¹⁵⁾ , ASTM-D 635 ⁽¹⁶⁾ FMVSS 302 ⁽¹⁷⁾ , ESI 09-13 ⁽¹⁸⁾ ASTM-D 257 ⁽³²⁾ ASTM-D 267 Proc. A ⁽³³⁾				VDE 0472 ⁽¹⁹⁾ ISO-62 ⁽²⁰⁾ ASTM-D 570 ⁽²¹⁾ Def Stan 59-97 ⁽³¹⁾		IEC-243 ⁽²⁴⁾ VDE 0303 Part 2 ⁽²⁵⁾ ASTM-D 149 ⁽²⁸⁾ Def Stan 59-97 ⁽³¹⁾	
Flame retardant**** ⁽¹⁴⁾ ⁽¹⁷⁾	+110°C	+30°C	Good	0.3% ⁽¹⁹⁾	Very good	24kV / mm ⁽²⁵⁾	10 ¹⁵ Ohm x cm
Flame retardant**** ⁽¹⁴⁾ ⁽¹⁷⁾	+110°C	+30°C	Good	0.3% ⁽¹⁹⁾	Very good	24kV / mm ⁽²⁵⁾	10 ¹⁵ Ohm x cm
Flame retardant**** ⁽¹⁴⁾ ⁽¹⁷⁾	+90°C	+30°C	Good	0.2% ⁽¹⁹⁾	Very good	24kV / mm ⁽²⁵⁾	10 ¹⁶ Ohm x cm
Flame retardant**** ⁽¹⁴⁾	+90°C	+30°C	Good	0.2% ⁽¹⁹⁾	Very good	24kV / mm ⁽²⁵⁾	10 ¹⁶ Ohm x cm
Flame retardant**** ⁽¹⁴⁾ ⁽¹⁷⁾	+90°C	+30°C	Good	0.2% ⁽¹⁹⁾	Very good	24kV / mm ⁽²⁵⁾	10 ¹⁶ Ohm x cm
Flame retardant**** ⁽¹⁴⁾	+90°C	+30°C	Good	0.2% ⁽¹⁹⁾	Very good	24kV / mm ⁽²⁵⁾	10 ¹⁶ Ohm x cm
Passed per FMVSS 302 ⁽¹⁴⁾ ⁽¹⁷⁾	+90°C	+30°C	Good	0.2% ⁽¹⁹⁾	Very good	24kV / mm ⁽²⁵⁾	10 ¹⁶ Ohm x cm
Flame retardant**** ⁽¹⁵⁾ ⁽¹⁷⁾	+95°C	+30°C	Good	0.2% ⁽¹⁹⁾	Very good	22kV / mm ⁽²⁵⁾	10 ¹⁴ Ohm x cm
Flame retardant ⁽¹¹⁾	+175°C	+30°C	Very good	0.07% ⁽¹⁹⁾	Very good	31.5kV / mm ⁽²⁵⁾	10 ¹³ Ohm x cm
Flame retardant ⁽³³⁾	+175°C	+30°C	Very good	0.2% ⁽¹⁹⁾	Very good	16kV / mm ⁽²⁵⁾	10 ¹³ Ohm x cm
Non Flame retardant	+120°C	+30°C	Good	0.2% ⁽²¹⁾	Very good	20kV / mm ⁽²⁴⁾ ⁽²⁸⁾	10 ¹⁶ Ohm x cm
Non Flame retardant	+120°C	+30°C	Good	0.2% ⁽²¹⁾	Very good	20kV / mm ⁽²⁸⁾	10 ¹⁶ Ohm x cm
Non Flame retardant	+120°C	+30°C	Good	0.2%	Very good	20kV / mm	10 ¹⁶ Ohm x cm
Non Flame retardant ⁽¹⁸⁾	+135°C	+30°C	Good	1% ⁽²⁰⁾	Very good	12kV / mm	10 ¹¹ Ohm x cm
Non Flame retardant	+120°C	+30°C	Good	1% ⁽²⁰⁾	Very good	12kV / mm ⁽²⁴⁾	10 ¹² Ohm x cm
Flame retardant	n.a.	+30°C	Good	0.06% ⁽³¹⁾	Very good	30kV / mm ⁽³¹⁾	n.a.